

Letter Home

Dear: _____

This week the title of the newspaper was . I learned about a

place called . I had fun making a new recipe called .

I learned four new words: .

My favorite part of the paper was the

story



recipe



joke



From, _____

teams



Basket-Cheese-Ball



basketball



win



Atlanta, Georgia



tournament



March Madness



March 16, 2020

Letter Home



Dear _____ ,



This week the title of the newspaper was _____ .



The people in the news were _____ .



I learned about a place called _____ .



We made _____ .



I learned four new words: _____ ,

_____ , _____

and _____ .



My favorite part of the paper was _____

because _____ .



From, _____

Color and Label

Name: _____

1. Color the pictures.
2. Place the labels in the spaces above the correct pictures.



game

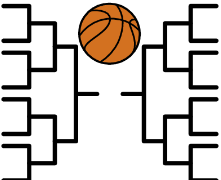
team

championship

Matching

Name: _____

Choose the matching symbol in each row.

Vocabulary Words and Definitions

Name: _____

Read, practice and post these words on classroom word walls.

March Madness

basketball



A team sport in which points are scored by throwing a ball through a hoop

tournament



A series of contests to find a winner

teams



Groups of people who work together in activities or sports

win




To finish first in a competition


Word Definitions

Name: _____


Match each picture/word card to its definition.



Groups of people who work together in activities or sports




A team sport in which points are scored by throwing a ball through a hoop



To finish first in a competition



A series of contests to find a winner



Word Definitions

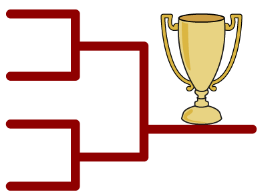
Name: _____

Write your own definitions for the words.

basketball



tournament



teams



win



Read and Do

Name: _____

Read each sentence. Do what each sentence says.



1. Color the third basketball brown.



2. Draw a blue oval around the first champion.



3. Color the first basketball red.



4. Draw a green rectangle around the third champion.



5. Color the second basketball orange.



6. Draw a gray line below the second champion.

Practice drawing here.

Look, Read and Think

Name: _____

Place an "X" in the box next to the sentence that describes the picture.

☐

A basketball player stands behind a ball.

☐

Basketball players play basketball.

☐

A basketball player holds a trophy.

☐

A basketball player holds a trophy.

☐

A basketball player stands behind a ball.

☐

Basketball players play basketball.

☐

Basketball players play basketball.

☐

A basketball player holds a trophy.

☐


A basketball player stands behind a ball.

Counting Syllables



Name: _____

Say each word. Count the syllables. Place the number in each box.

college



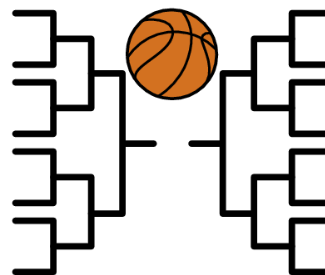
men





teams



bracket



tournament



invite



champion



basketball



Beginning Sound

Name: _____

1. Say the name of each picture.
2. Circle the letter or letters in each row that make the same beginning sounds.



b

t



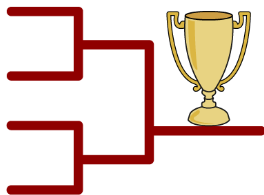
b

t



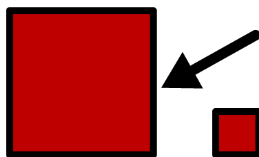
b

t



b

t



b

t

Key: basketball, tournament, big, teams, best

Word Beginnings


Name: _____

1. Say the name of each picture.
2. Put the letter or letters of the beginning sound in each box.


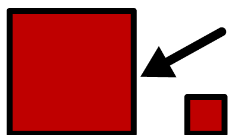


st

b

t



t



Key: teams, tournament, students, basketball, start, big, stadium, best, stay





Word Sort: Beginning Sound

Name: _____

1. Cut out the words/pictures. Glue the top section of the page to construction paper.
2. Sort the words that begin with /st/ and the words that begin with /w/.

Begins with st

Begins with w



Key: students, watch, start, women, win, stadium, world, stay

Find the Sound

Name: _____


Each picture has /m/ in it at the beginning, middle or end.

Say the word. Write the letter "m" in the box where the sound is located.


Example:




March




Beginning



Middle



End




stadium



Beginning



Middle




End



men



Beginning



Middle



End




game



Beginning



Middle



End



team



Beginning



Middle



End



tournament



Beginning



Middle



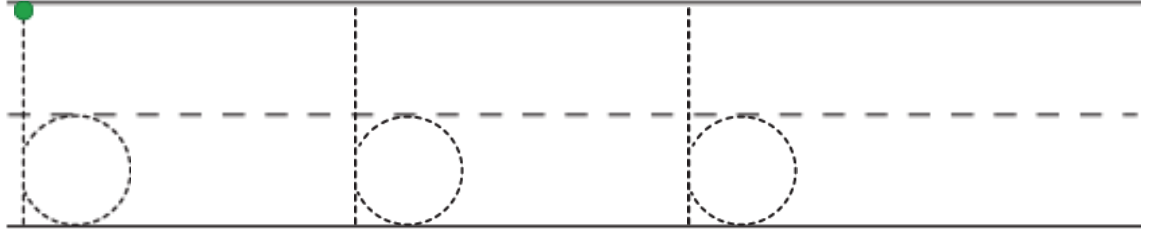
End

Beginning Letter

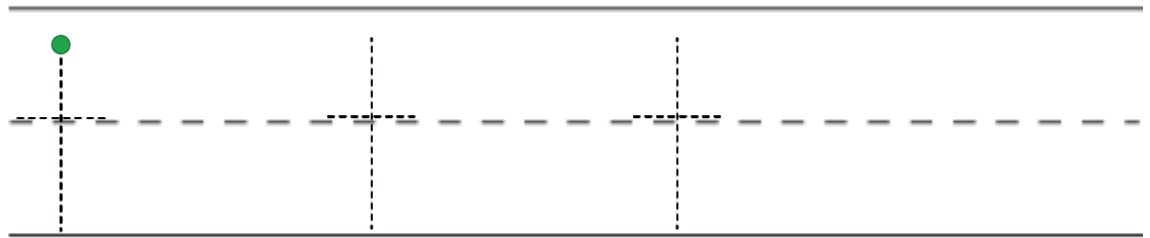
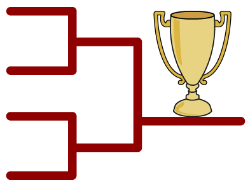
Name: _____

Start at the big dot. Trace each letter.

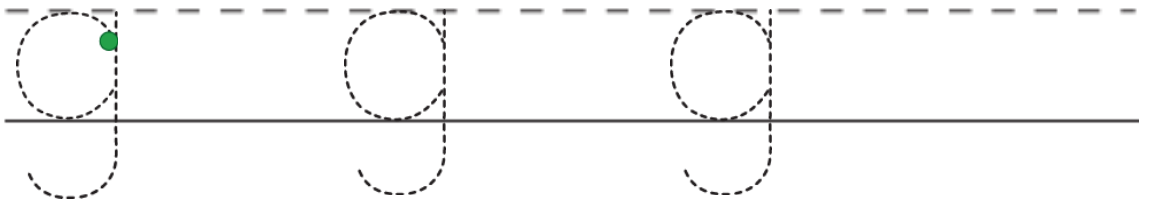

basketball



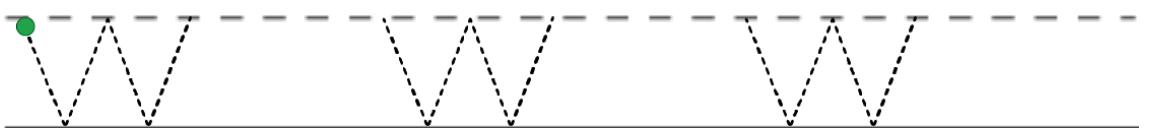
tournament



guess



win



Write the Word

Name: _____

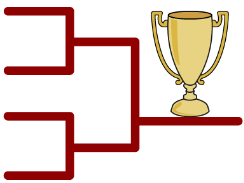
Trace the letters.

basketball




basketball

tournament



tournament

guess



guess

win



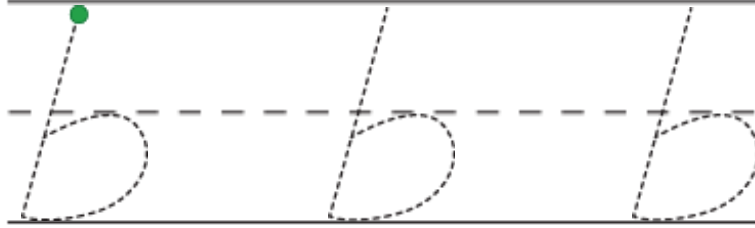
win

Beginning Letter

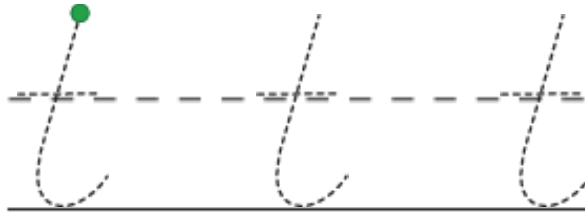
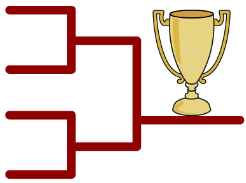
Name: _____

1. Start at the dots. Trace the letters.
2. Alphabetize the words. Record the order using the small boxes on the right using 1, 2, 3 and 4.

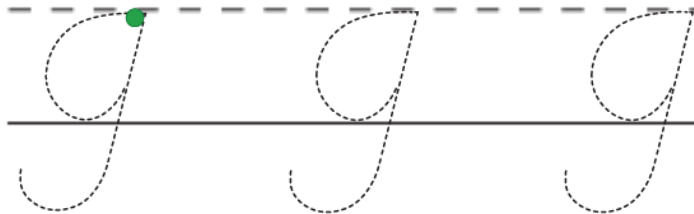

basketball



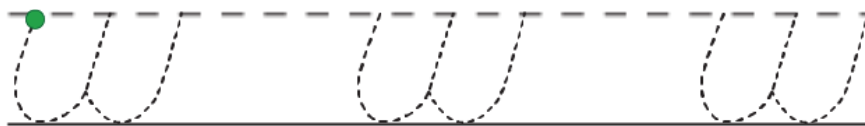
tournament



guess



win



a b c d e f g h i j k l m n o p q r s t u v w x y z

Write the Word

Name: _____

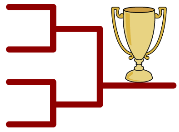
1. Write the word.
2. On the line below the word, write a sentence using the word.

basketball



basketball

tournament



tournament

guess



guess

win



win

Cursive

Name: _____

1. Practice writing the beginning letter and word.
2. On the line below the word, write a sentence using the word.

basketball



b b b basketball

tournament



t t tournament

guess



g g g guess

win









w w w win

Cut and Paste Activity

Name: _____


Match small pictures to large pictures.



Maze

Name: _____

Help the team go to Atlanta, Georgia.



Word Sort


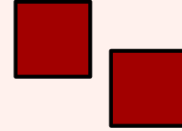
Name: _____

1. Cut out the words/pictures. Glue the top section of the page to construction paper.
2. Sort the singular and plural words.


Singular



Plural



game



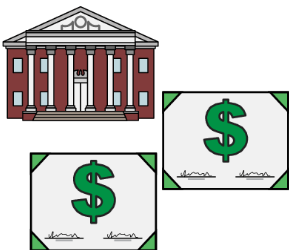
tournament



team



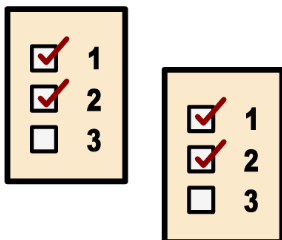
TVs



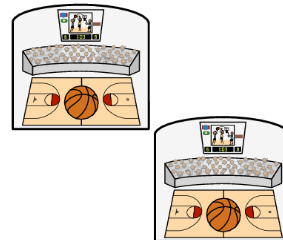
scholarships



champion



rules



stadiums

Word Sort

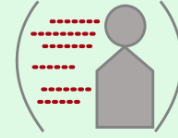
Name: _____

1. Cut out the words/pictures. Glue the top section of the page to construction paper.
2. Sort the nouns and verbs.


Nouns



Verbs




play



start




teams



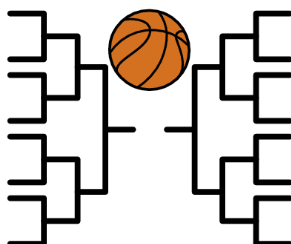
game



invite



guess



brackets





Georgia




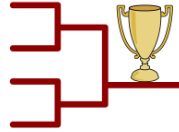
Build a Sentence

Name: _____

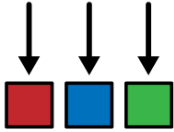
Choose the pictures below to complete the sentences from the paper.

1.

People 	call 				
---	---	--	--	--	--

big 	March Madness. 	this 	tournament 
--	---	---	---

2.

Each 					
---	--	--	--	--	--

the March Madness 	wants 	to win 	tournament. 	team 
--	--	--	--	---


Sentence Completion

Name: _____

Choose a picture to complete the sentence.

1. The best teams  many games.

2. Teams play each other in the .

3. Many people  about the tournament.

4. Many colleges have  teams.

5. College students play on these .

basketball



win



guess



teams



tournament



Sentence Completion

Name: _____

Choose a word to complete the sentence.

1. The best teams many games.

2. Teams play each other in the .

3. Many people about the tournament.

4. Many colleges have teams.

5. College students play on these .

tournament

teams

basketball

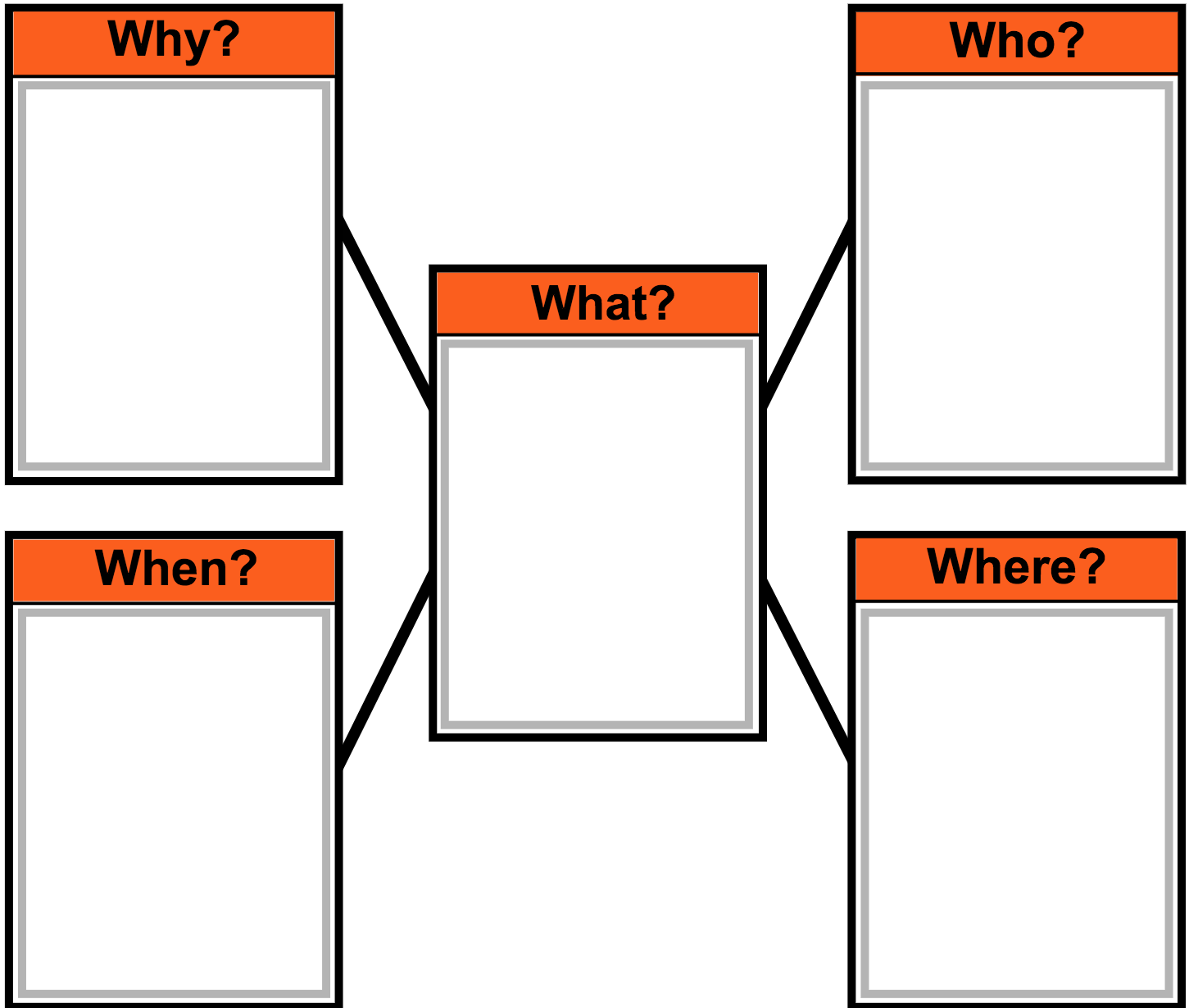
guess






win

Webbing

Name: _____

Choose a picture/word card to fill in each part of the web.



<p>Atlanta, Georgia</p> 	<p>March Madness</p> 	<p>win tournament</p> 	<p>college basketball teams</p> 	<p>March</p> 
---	--	---	--	--

Write a Story

Name: _____

Use one, two or all of the following picture/word cards to write a sentence or a story.



Write a Story

Name: _____

Use one, two or all of the following words to write a sentence or a story.

champion	play	March Madness	tournament	teams
----------	------	------------------	------------	-------

Punctuation

Name: _____

A period (.) comes at the end of a statement or telling sentence. (I like to run.)

A question mark (?) comes at the end of a question or asking sentence. (Do you run?)

An exclamation point (!) comes at the end of a sentence to show strong feelings or emotion. (He can run fast!)

Choose the correct punctuation mark at the end of each sentence.

1. The best teams win many games

2. What teams will be in the 2020 tournament

3. The games are exciting to watch

4. Soon only two teams will be left

5. Where will the championship game be

6. You can guess too

Capitalization

Name: _____

The first word in a sentence begins with a capital letter. Proper nouns are also capitalized. Proper nouns name a specific noun such as a person's name, a city, an ocean, state or country.



Circle the capital letters.

1. People call this big tournament March Madness.
2. This tournament starts on March 17.
3. The championship game will be on April 6.



Underline the letters that should be capitalized.

4. the game will be in atlanta, georgia.
5. the article will be online march 30.
6. this article will include a march madness bracket.

Capitalization and Punctuation

Name: _____

1. Circle all the capitalization and punctuation errors in each sentence.
2. Write the corrected sentence below each sentence.

1. The NCAA® invites the best 68 College teams.

_____ (1 error)

2. tournament games are in Cities across the U.S.

_____ (2 errors)

3. These two Teams will Play in a championship Game.

_____ (3 errors)

4. a bracket is a List of Teams in the tournament

_____ (4 errors)

5. will you watch march madness games.

_____ (4 errors)

Paragraph Completion

Name: _____

Choose the correct picture/word cards to complete the paragraph.

The NCAA men's tournament starts each

. People call this big

March Madness. Men's basketball teams










play in the tournament. The NCAA the

best 68 college . Each team wants to

the March Madness tournament. Many

people about the tournament. They guess

which team will be the .

guess 	college 	win 
March 	champion 	teams 
tournament 	invites 	basketball 

Key Topic Facts

Name: _____

The topic of this week’s paper was: March Madness.
Write three facts that you remember from the paper.








Dot-to-Dot

Name: _____

Count by 2s. What is this? _____



Patchwork Math

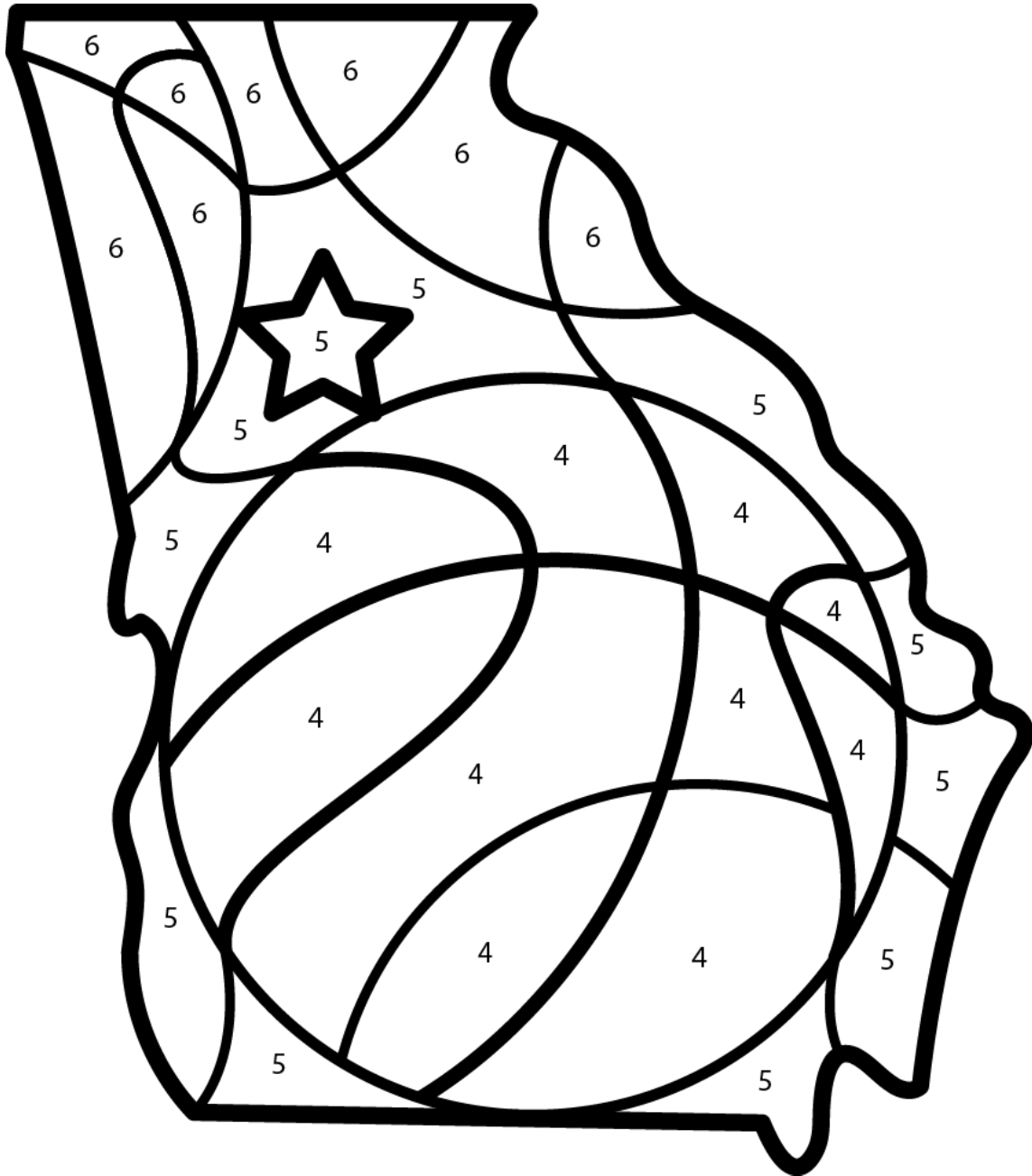
Name: _____

Color the picture of Georgia, using the colors beside the numbers below.

4 = orange

5 = brown

6 = black



What hidden picture did you find?

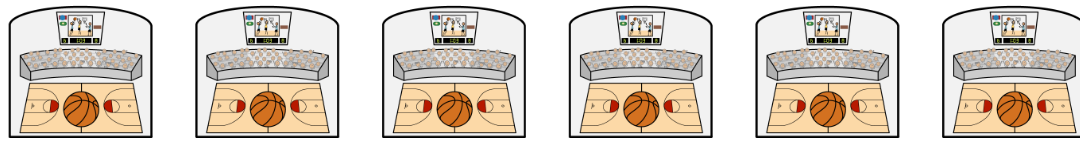
basketball

tournament

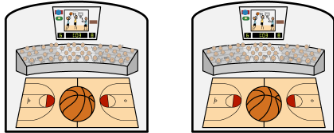
Which Is Greater?

Name: _____

- Count the items in each row. Place the number in the box.
- Place a checkmark in the small box next to the number that is greater.



Number	Which is greater?
<input type="text"/>	<input type="checkbox"/>




<input type="text"/>	<input type="checkbox"/>
----------------------	--------------------------




<input type="text"/>	<input type="checkbox"/>
----------------------	--------------------------




<input type="text"/>	<input type="checkbox"/>
----------------------	--------------------------



<input type="text"/>	<input type="checkbox"/>
----------------------	--------------------------



<input type="text"/>	<input type="checkbox"/>
----------------------	--------------------------



<input type="text"/>	<input type="checkbox"/>
----------------------	--------------------------




<input type="text"/>	<input type="checkbox"/>
----------------------	--------------------------


Which Is Less?

Name: _____


1. Count the items in each row. Place the number in the box.
2. Place a checkmark in the small box next to the number that is less.



Number	Which is less?
<input type="text"/>	<input type="checkbox"/>




<input type="text"/>	<input type="checkbox"/>
----------------------	--------------------------




<input type="text"/>	<input type="checkbox"/>
----------------------	--------------------------




<input type="text"/>	<input type="checkbox"/>
----------------------	--------------------------



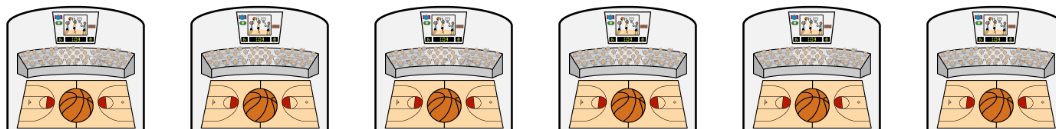
<input type="text"/>	<input type="checkbox"/>
----------------------	--------------------------



<input type="text"/>	<input type="checkbox"/>
----------------------	--------------------------



<input type="text"/>	<input type="checkbox"/>
----------------------	--------------------------







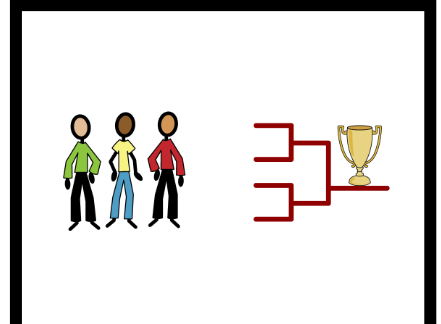
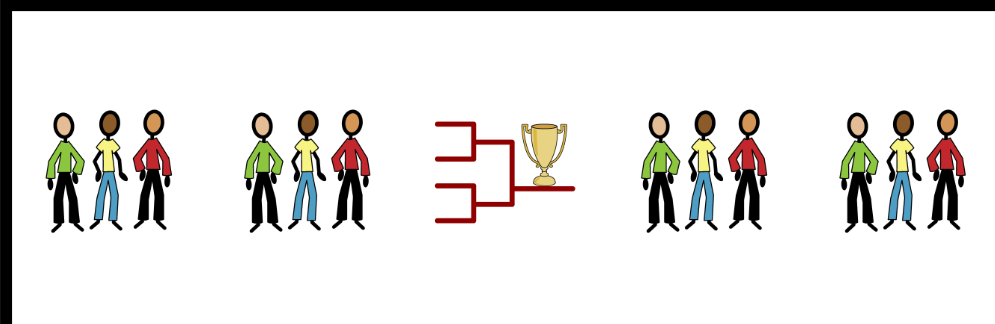




<input type="text"/>	<input type="checkbox"/>
----------------------	--------------------------

Which Comes Next?

Name: _____

1. Look at each symbol pattern.
2. Circle the symbol that comes next.

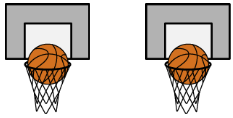


Word Problems

Name: _____

Fill in the blanks. Solve each word problem.

One week my sister played in _____ basketball games.



Show your work.

Another week my sister played in _____ basketball games.



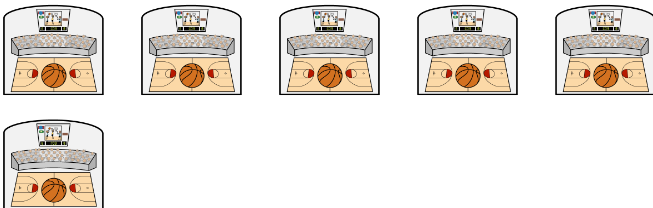
+

How many basketball games did my sister play in altogether?

Answer

During November a team played in _____ stadiums.

Show your work.



During December the team played in _____ stadiums.



-

How many more stadiums did the team play in during November than during December?


Answer

Time to the Hour

Name: _____

Read the question. Find the answer. Place the time on the clock.

This afternoon my brother and his friends played in a basketball game. What time did the basketball game start?




4:00

8:00



This morning janitors cleaned a stadium. What time did the janitors start cleaning the stadium?




10:00

7:00



This morning a family traveled to Atlanta, Georgia. What time did the family arrive in Atlanta?




11:00

9:00



This afternoon a basketball team had a practice. What time did the practice start?




1:00

2:00



This afternoon a college student went to class. What time did the class start?



4:00

3:00




Time to the Half Hour

Name: _____

Read the question. Find the answer. Place the time on the clock.

This morning my sister played basketball in gym class. What time did gym class start?




1:30

5:30

10:30



This afternoon a family watched a basketball game on TV. What time did the family start watching the basketball game?




2:30

4:30

6:30



This afternoon my teacher filled in a March Madness bracket. What time did my teacher start filling in the bracket?




3:30

4:30

5:30



This evening a basketball team had a practice. What time did the practice start?




7:30

6:30

5:30



A basketball team played in a tournament today. What time this morning did the tournament start?



8:30

9:30

7:30




Time to the Quarter Hour

Name: _____

Read the question. Find the answer. Place the time on the clock.

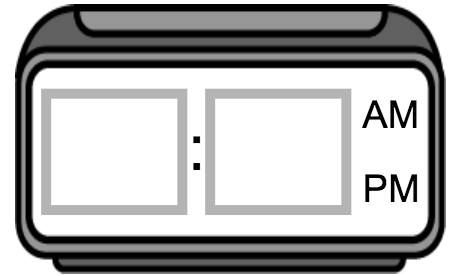
This afternoon a basketball player went for a run. What time did the basketball player start running?




5:15

3:45

12:45



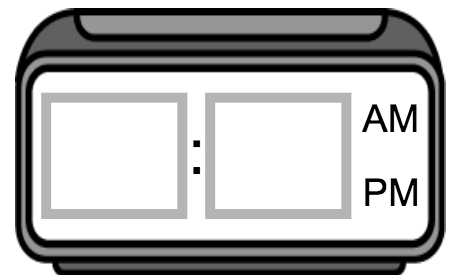
This morning janitors cleaned a stadium. What time did the janitors start cleaning the stadium?



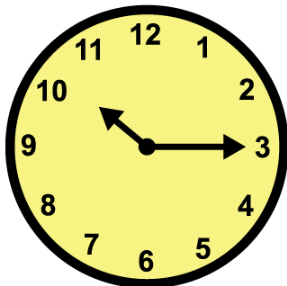
7:15

5:15

9:15



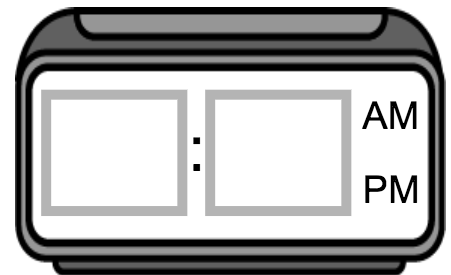
This morning a college basketball player went to a science class. What time did the class start?



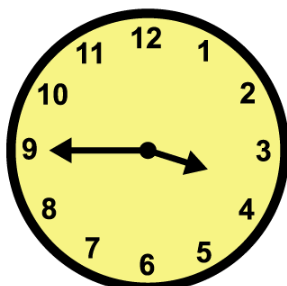
8:15

10:15

7:15



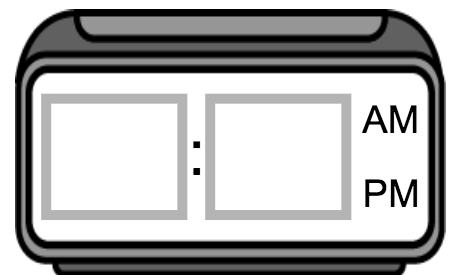
This afternoon a reporter interviewed a basketball coach. What time did the interview start?




3:45

4:45

9:45



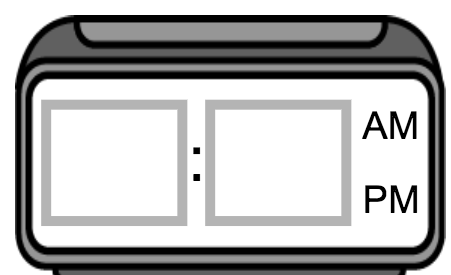
This evening my brother played in a basketball game. What time did the basketball game start?



6:15

7:45

6:45

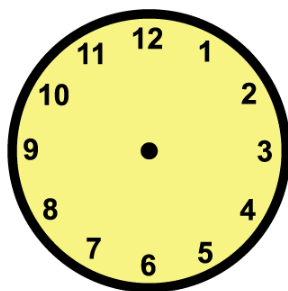


Time Lapse

Name: _____

Read the question. Find the answer. Place the time on the clock.

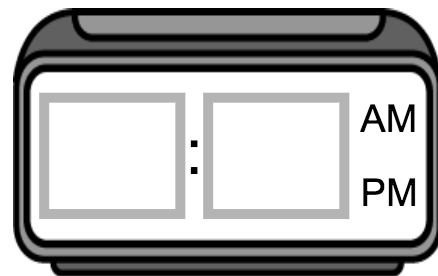
This morning in gym class, I played basketball. Gym class started at 10:00 and lasted 1 hour. What time did gym class end?



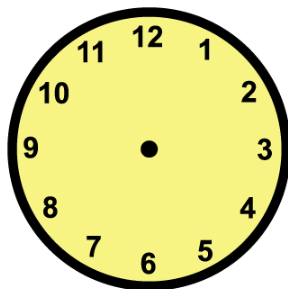
8:00

11:00

1:00



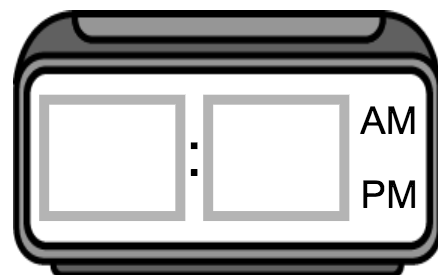
This morning a basketball player worked out. He started working out at 6:00 and worked out for 2 hours and 30 minutes. What time did he stop working out?



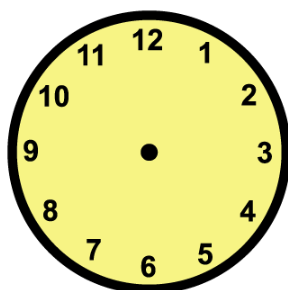
10:30

11:00

8:30



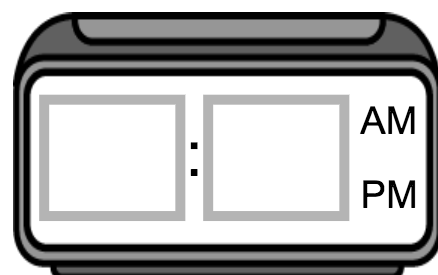
This afternoon a family went to a basketball game. The basketball game started at 12:30 and lasted 1 hour and 30 minutes. What time did the basketball game end?



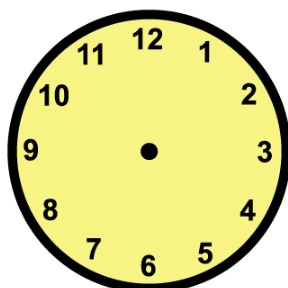
2:00

3:30

3:00



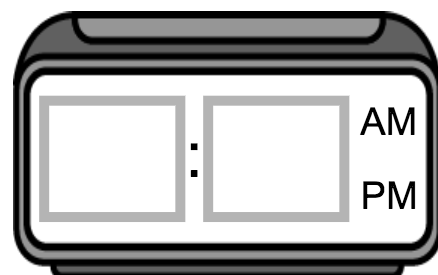
This morning janitors cleaned a stadium. The janitors started cleaning at 6:30 and cleaned for 3 hours and 15 minutes. What time did they stop cleaning?



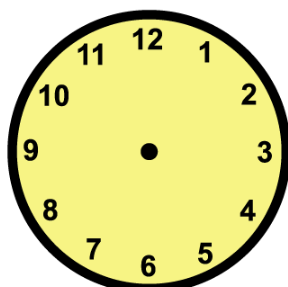
9:45

10:45

9:30



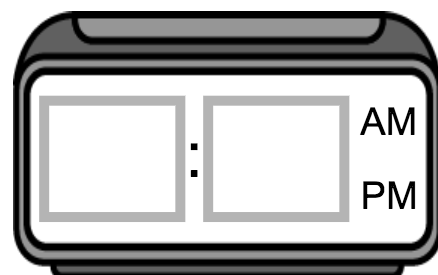
A basketball team played in a tournament today. The tournament started at 9:30 this morning and lasted 7 hours and 45 minutes. What time did the tournament end?



5:30

5:00






















5:15

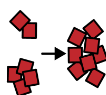


Graphing

Name: _____

- Count the number of symbols in each row. Place that number in the last column.
- Answer the questions about the graph.

team									
game									
stadium									
college									
champion									
	1	2	3	4	5	6	7	8	total



1. Which word has the most symbols?

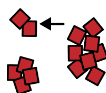
game



stadium



champion



2. Which word has the fewest symbols?

team



game



college



3. What is the highest number?

1

5

7




4. What is the lowest number?

5

1

4



5. Do any words have the same number?

yes
























no

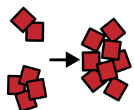


Graphing

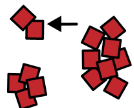
Name: _____

- Count the number of symbols in each row. Place that number in the last column.
- Answer the questions about the graph.

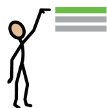
									total
team									
game									
stadium									
college									
champion									



1. Which word has the most symbols?



2. Which word has the fewest symbols?



3. What is the highest number?



4. What is the lowest number?
























5. Do any words have the same number?

Graphing

Name: _____

- Count the number of symbols in each row. Place that number in the last column.
- Answer the questions about the graph.

									total
team									
game									
stadium									
college									
champion									

- Which word has the most symbols?
- Which word has the fewest symbols?
- What is the highest number?
- What is the lowest number?
- Do any words have the same number?
- Are there more team symbols or stadium symbols?
- How many more college symbols are there than champion symbols?

<input type="text"/>	-	<input type="text"/>	=	<input type="text"/>
college		champion		

Graphing

Name: _____

1. Count the number of times each word appears in this week's news pages.
2. Starting at the bottom of each column, fill in the squares to match that number.

10					
9					
8					
7					
6					
5					
4					
3					
2					
1					

basketball



tournament



teams



win



college




Graphing Review


Name: _____

Use the graph on the previous page to answer the questions.


Which word had the most?



Which word had the least?




Were any numbers the same?



What was the highest number? _____

Which was your favorite word?



Geography

Name: _____

Use the map to answer the questions.

Atlanta, Georgia



What place is this page about?

Atlanta,
Georgia



Cincinnati,
Ohio



Reno,
Nevada



North Carolina
(NC)



Tennessee
(TN)



Florida
(FL)



What state is south of Georgia?

Atlantic Ocean



Colorado River



Lake Superior



What body of water borders
Georgia?

Geography

Name: _____

Use the map to answer the questions.

Atlanta, Georgia



What place is this page about? _____



What cities in Georgia are near the border of South Carolina? _____



What states are west of Georgia? _____



What direction would you travel to go from Atlanta to Americus? _____



What body of water is Savannah near? _____



How many states border Georgia? _____

Recipe Ingredients

Name: _____

Check for recipe ingredients before cooking! Place symbols in the have column if the ingredients are in your kitchen. If you need to buy ingredients, place the symbols in the need column.

Recipe Name: Basket-Cheese-Ball

2 (8-oz) pkgs cream
cheese, softened



8-oz pkg shredded
sharp cheddar cheese




2 T diced
red bell pepper



2 t Worcestershire
sauce



1 C chopped
pecans in a bowl



12-oz bag
mini pretzels



have:


☐
☐

need:


☐
☐
☐
☐
☐
☐
☐
☐
☐
☐

Recipe Review

Share your opinions about the recipe. Fill in the blanks. Circle your answers.

Recipe: _____

Reviewed by: _____

What was in it?



cream
cheese



red bell
pepper



white
sauce



mini
rice cakes



How did it taste?



yummy



OK



yucky



How was it to
make?



easy



OK



hard



Do you think it
was healthy?



yes



OK



no



Cooking Vocabulary Words

Read, practice and post these words on classroom or kitchen word walls.

cream cheese



shredded sharp
cheddar cheese



red bell pepper



Worcestershire
sauce



Cooking Vocabulary Words

Read, practice and post these words on classroom or kitchen word walls.


pecans



mini pretzels



bowl



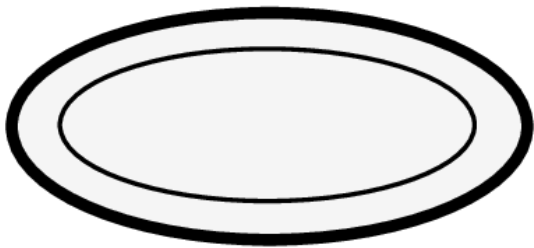
spoon



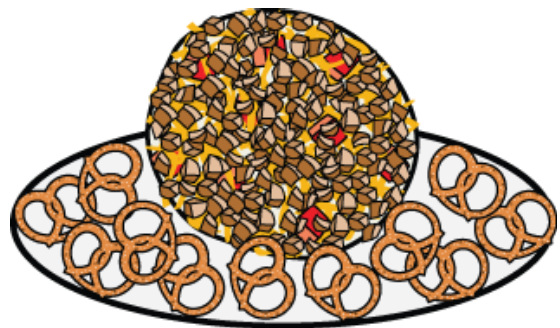
Cooking Vocabulary Words

Read, practice and post these words on classroom or kitchen word walls.

plate



Basket-Cheese-Ball



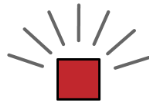


Experiment

IDENTIFYING SPORTS BALLS



Introduction



Many sports games involve two teams using a ball. Sports balls are different shapes and sizes. They also have different textures. In this experiment, students can put their hands into boxes and try to identify which sports ball is inside of each box by the ball's texture, size and shape. The students will use only their sense of touch. You will need to do a little preparation by getting four cardboard boxes of about the same size. The sizes of the balls you use could determine the size of the boxes you need. We use a basketball, golf ball, football and baseball. These balls have very different textures and sizes, so the students should be able to feel differences between them. If you use balls other than these, you will need to make changes to the Sports Ball Description Page and Sports Ball Guess Chart.

To prepare the boxes, cut a hole in each box big enough for a student to reach through. If students will require physical assistance to reach into the box, cut the hole large enough for someone to assist them. Put one of four different balls into each box, out of sight of your students.

To extend the experiment, you can put all four of the balls into one large box and ask the students to find one particular ball, such as the baseball, using only touch.



What We Know:

- People call the NCAA® men's college basketball tournament March Madness.



- Men's college basketball teams play in this tournament.



- Players use a basketball to play basketball games.



- A basketball is a kind of sports ball.



- Each sports ball feels unique.



Step 1: Ask a Question

- Can you identify sports balls just by using your sense of touch? 



Step 2: Make a Guess / Hypothesis

I think...




yes



no



maybe



Need:

marker



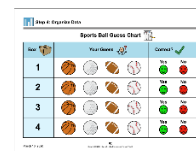
prepared boxes
(see Introduction)



Sports Ball
Description Page
(page 61)




Sports Ball Guess
Chart (page 62)





Step 3: Do an Experiment

1. Number boxes, 1-4.




2. Read Sports Ball Description Page out loud.




Sports Ball Description Page			
baseball		golf ball	
<ul style="list-style-type: none">• round• big ball• hard• bumpy• has lines		<ul style="list-style-type: none">• round• small size• hard• has dimples	
football		basketball	
<ul style="list-style-type: none">• two pointed ends• medium size• hard• bumpy• has air holes		<ul style="list-style-type: none">• round• small size• hard• smooth• has air holes	

3. Reach into box 1 and touch sports ball inside.



4. Compare what you touch with description of each ball.





Step 3: Do an Experiment

5. Circle ball you think it is on first line of Sports Ball Guess Chart.

Step 4: Organize Data

Sports Ball Guess Chart

Box	Baseball	Soccer Ball	Football	Tennis Ball	Correct?
1					
2					
3					
4					

March 16, 2020

6. Repeat steps 3-5 for each box.



7. Look at sports ball in each box.
Check your guesses.



8. Circle YES or NO to say whether each answer was correct.

Step 4: Organize Data

Sports Ball Guess Chart

Box	Baseball	Soccer Ball	Football	Tennis Ball	Correct?
1					
2					
3					
4					

March 16, 2020

Sports Ball Description Page

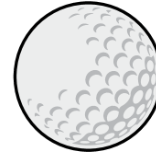


basketball



- round
- big size
- hard
- bumpy
- has lines

golf ball



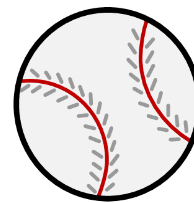
- round
- small size
- hard
- has dimples

football

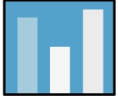


- two pointed ends
- medium size
- hard
- bumpy
- has stitches

baseball









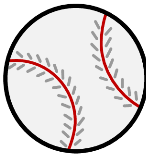





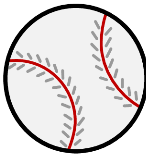





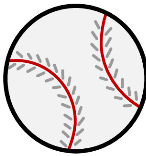





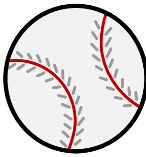


- round
- small size
- hard
- smooth
- has stitches



Step 4: Organize Data

Sports Ball Guess Chart




Box 	Your Guess 	Correct? 
1	   	Yes  No 
2	   	Yes  No 
3	   	Yes  No 
4	   	Yes  No 




Step 5: Find the Conclusion

1. What sense did you use to try to identify the sports balls?




sight



taste



smell



touch



hearing



2. Did you correctly identify each ball?



yes



no




3. Was your guess correct?



yes



no



Questions for Class Discussion

- What sense would be easiest to use to identify sports balls? Why?
- What other sports balls could you include in the experiment?
- Which sports ball was the easiest to identify? Why?

Read, practice and post these words on classroom or craft area word walls.

marker



prepared boxes



Sports Ball Description Page

Sports Ball Description Page

basketball <ul style="list-style-type: none"> • round • big size • hard • bumpy • has lines 	golf ball <ul style="list-style-type: none"> • round • small size • hard • has dimples
football <ul style="list-style-type: none"> • two pointed ends • medium size • hard • bumpy • has stitches 	baseball <ul style="list-style-type: none"> • round • small size • hard • smooth • has stitches

March 16, 2020

Sports Ball Guess Chart

Step 4: Organize Data


Sports Ball Guess Chart

Box	Your Guess				Correct?	
1					Yes	No
2					Yes	No
3					Yes	No
4					Yes	No

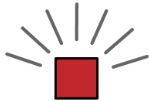
March 16, 2020



TISSUE PAPER BASKETBALL ART



Introduction



This week's newspaper is about the NCAA men's basketball tournament called March Madness. Men's college basketball teams play in this tournament. They play each other in basketball games. For this craft, students can make basketball art.

In order to prepare for this craft, you will need to make a copy of the Basketball Page (page 69) for each student. You may want to copy this page onto sturdy paper or cardstock, or glue a paper copy onto cardstock, as students will be gluing tissue paper onto this page.

You will also need tissue paper, black and orange, cut or torn into 2-inch pieces. You can prepare the tissue paper pieces beforehand, or you can have students cut or tear the tissue paper into pieces as part of the craft process. For students, you may find it helpful to cut the tissue paper into strips first, and then have the students cut or tear the strips into pieces.


The directions for this craft include wrapping pieces of tissue paper around the end of a pencil, and then using the pencil to glue the pieces onto the Basketball Page. Encourage students to glue the pieces close together so that little of the white paper underneath is showing.

If it works better for your students, you can have them simply glue flat pieces of tissue paper onto the Basketball Page, overlapping the pieces in a mosaic-style pattern. For this option, it may help to cover an area of the basketball picture with a thin layer of glue first, then lay the pieces of tissue paper onto the glue. Have students follow the directions for the craft and glue the black pieces of tissue paper onto the Basketball Page first. Another option is to have students wad each tissue paper square into a loose ball and have them glue the balls onto the picture.



What We Know:

- The NCAA® men's basketball tournament starts each March.
- People call this big tournament March Madness.
- Men's college basketball teams play in the tournament.
- The teams play each other in basketball games.



What We Can Do:

- We can make basketball art!

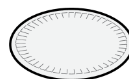


Need for Each:

school glue




small foam plate



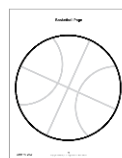
2-in pcs black
tissue paper
(See Introduction)



unsharpened pencil



Basketball Page
(page 69)



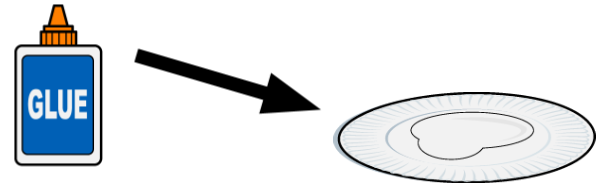
2-in pcs orange
tissue paper
(See Introduction)






Activity Steps

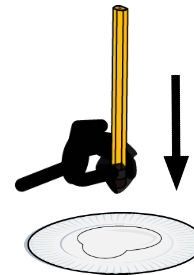
1. Squeeze small amount of glue onto plate.



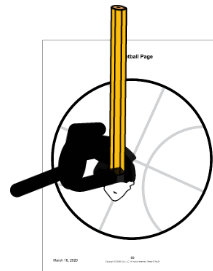
2. Wrap one piece black tissue paper around end of pencil.



3. Hold black tissue paper on pencil. Dip into glue.



4. Press tissue paper onto gray lines on basketball picture.



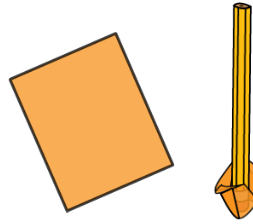
5. Repeat steps 2-4 until gray lines are covered.



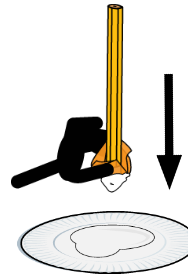


Activity Steps

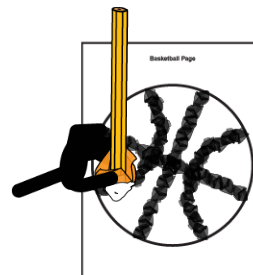
6. Wrap one piece orange tissue paper around end of pencil.



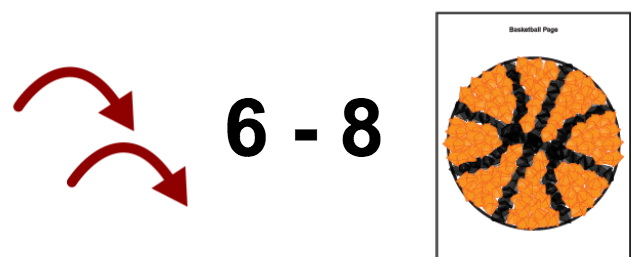
7. Hold orange tissue on pencil.
Dip into glue.



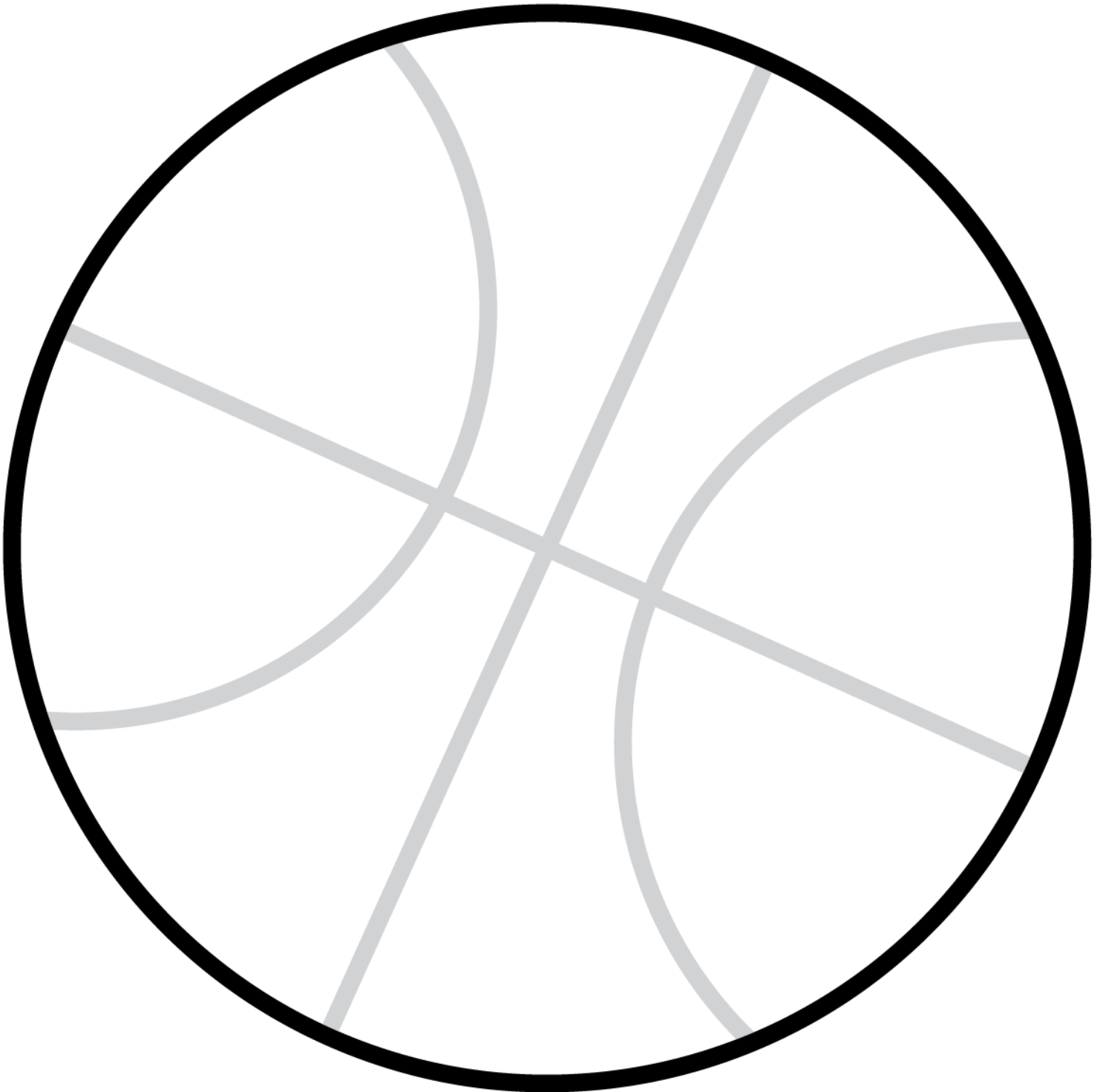
8. Press orange piece between black pieces on basketball picture.



9. Repeat steps 6-8 until basketball picture is covered. Let dry.



Basketball Page

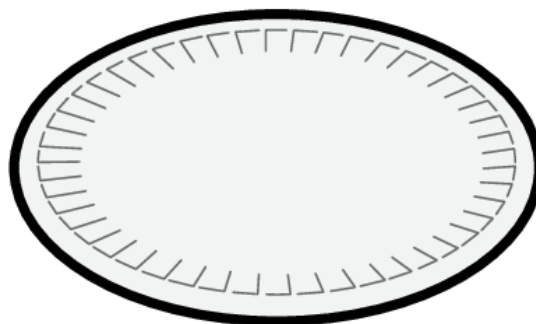


Read, practice and post these words on classroom or craft area word walls.


school glue




foam plate



black
tissue paper

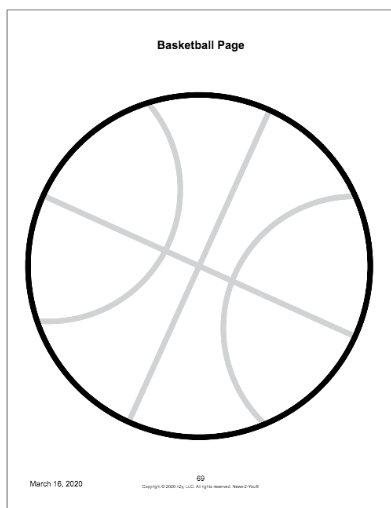


unsharpened pencil

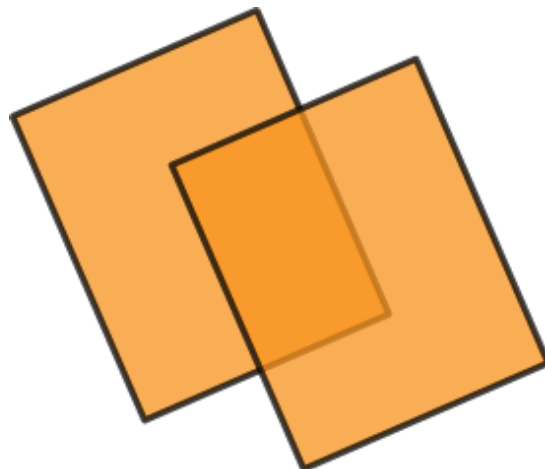


Read, practice and post these words on classroom or craft area word walls.

Basketball Page



orange
tissue paper



Tissue Paper Basketball Art

